




Immersive Reader


Making it easier to access online tasks

Using immersive reader to support with reading tasks and making things easier to view on screen

Immersive Reader is embedded in TEAMS and can support with making access to tasks easier.

All work is currently set via TEAMS as an assignment.

When you click on an assignment this icon is on the right hand side of the screen 
It is the immersive reader icon and enables you to select to have the text read aloud to you.



When you click it - the text will appear differently to remove distractions.
By pressing the 'play' button the text will be read to you. 

Friday 22.1.2021 Topic Activities

Due 25 January 2021 12:00

Instructions

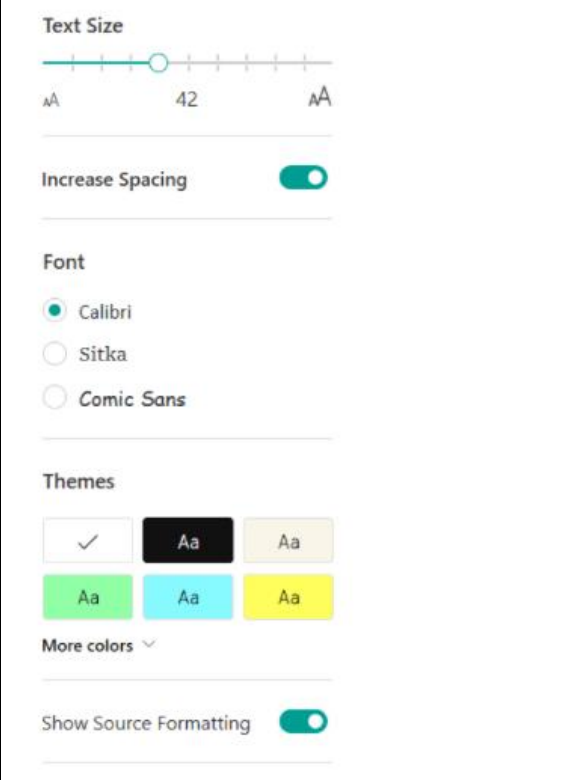
Choose the topic activities that interest you.


 

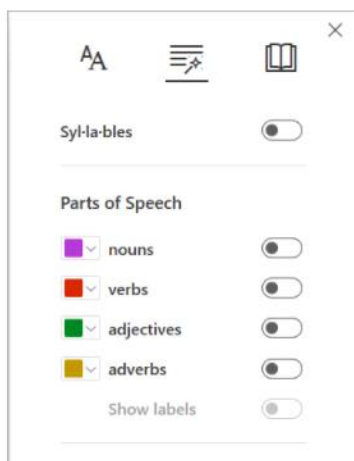
The following icons are also on screen and allow you to make further adjustments to improve access.



The  icon enables you to make changes to how the text is presented on screen

 <p>The screenshot shows a settings menu for text formatting. It includes a 'Text Size' slider with a value of 42, an 'Increase Spacing' toggle switch that is turned on, a 'Font' section with radio buttons for 'Calibri' (selected), 'Sitka', and 'Comic Sans', a 'Themes' section with several color-coded 'Aa' buttons (black, white, green, cyan, yellow), a 'More colors' dropdown, and a 'Show Source Formatting' toggle switch that is turned on.</p>	<p>You can alter the size of the text</p> <p>The size of spaces between words and lines</p> <p>Change the font to one which is easier to read</p> <p>Change the colour settings to reduce glare or increase contrast.</p>
--	---

The  icon enables you to make changes to how the text is presented to you. You can highlight and change the colour of key grammatical words - such as adjectives or verbs to help you unpick the meaning of the text



The screenshot shows a settings menu for grammar highlighting. It includes a 'Syllables' toggle switch that is turned on, a 'Parts of Speech' section with dropdown menus and toggle switches for 'nouns' (purple), 'verbs' (red), 'adjectives' (green), and 'adverbs' (yellow), and a 'Show labels' toggle switch that is turned on.

The syllables option will split words into their syllables in order to make segmenting and reading them easier.



The icon enables you to make changes to how the text is read to you.

	<p>The line focus blacks out the text other than the quantity that you select to help you to focus more clearly.</p> <p>If you click on a word a picture and a dictionary definition alongside hearing the word appear.</p> <p>If you are struggling with the text presented in English you can select additional languages to translate it into.</p>
--	---



To exit Immersive Reader click on the icon to return to the original assignment screen. Immersive Reader also works within assignments.



To open it click on View and then Immersive Reader it then works the same as modelled above so that you can choose the presentation preferences that work best for you.

